

VICTORIAN YEAR-BOOK

1930-31.

*A. M. LAUGHTON,*

GOVERNMENT STATIST.

This page was added on 11 January 2013 to include the Disclaimer below.  
No other amendments were made to this Product

## DISCLAIMER

Users are warned that this historic issue of this publication series may contain language or views which, reflecting the authors' attitudes or that of the period in which the item was written, may be considered to be inappropriate or offensive today.



# Victorian Year-Book

1930-31

*By*

A. M. LAUGHTON,

F.I.A., F.F.A., F.S.S.,

GOVERNMENT STATIST


---

FIFTY-FIRST ISSUE

---

Registered at the General Post Office, Melbourne, for  
transmission through the post as a book. Wholly set  
up and printed in Australia

4TH JUNE, 1932

 By Authority :


H. J. Green, Government Printer, Melbourne

[2s. 6d.]

# CONTENTS.

---

	PAGES
<b>MAP OF VICTORIA.</b>	
INTRODUCTION ... ..	1 to 6
CONSTITUTION AND GOVERNMENT ... ..	7 to 24
POPULATION ... ..	25 to 42
VITAL STATISTICS ... ..	43 to 90
LAW AND CRIME ... ..	91 to 112
ACCUMULATION ... ..	113 to 140
MUNICIPAL STATISTICS .. ..	141 to 172
SOCIAL CONDITION ... ..	173 to 222
FINANCE ... ..	223 to 256
INTERCHANGE ... ..	257 to 308
<b>MAP ILLUSTRATING THE PRODUCTION OF EACH DISTRICT.</b>	
<b>PRODUCTION—</b>	
LAND SETTLEMENT, WATER SUPPLY, ETC. ... ..	309 to 326
AGRICULTURAL AND PASTORAL PURSUITS ... ..	327 to 364
MINING ... ..	364 to 371
MANUFACTURES ... ..	372 to 423
STATISTICAL SUMMARY FOR VICTORIA, 1836 TO 1931 ... ..	424 to 451
APPENDIX ... ..	453 to 456
GENERAL INDEX ... ..	457 to 472



## PREFACE

**T**HIS is the fifty-first issue of the *Victorian Year-Book*.

The main object of the work is to show the progress made by the State during the year under review, and with this end the particulars appertaining to that year are compared with those relating to previous years. An endeavour is made to present such information as will assist legislators, publicists, and others in forming an opinion in regard to the most suitable methods to be adopted in the future in developing the natural resources of the State and promoting the welfare of the people.

The first part shows the progress of the State since the early days of settlement, and contains a description of the Constitution, as well as an epitome of Acts passed during 1930 by the State Parliament, lists of members of Parliament, &c. Parts II., V., and XI. deal with the wealth and progress of the community, as indicated by the growth of population, and by increases in bank deposits, in amounts assured with life offices, in volume of trade, &c. In Parts VIII. and VI. details are given of the revenue and expenditure of the Government, and of municipalities. Parts III., IV., and VII. contain statistics relating to births, marriages and deaths, crime, education, charitable institutions, and other cognate subjects. In Part X. a detailed account is given of the agricultural, mineral, manufacturing, and other productions of the State. The various parts were issued as soon as completed. The information in all parts has been brought up to the latest possible date, on many subjects to the middle of the year 1931, and in a few instances to a later date.

The new matter appearing in the volume includes the following :—  
(1) the area in acres in which certain specified yields of wheat per acre are produced, such area being given for each of the eight statistical

districts of the State, and for the whole State; (2) the metropolitan prices of leading agricultural products for each of the five years 1926-27 to 1930-31; and (3) a table containing a monthly index of employment in Victorian factories from 1st July, 1927, to 30th June, 1931, the variations in the amount of employment during that period being illustrated by a graph. All of these matters appear in Part "Production."

In the preface to the fiftieth issue of the *Year-Book* I mentioned that, by reason of the need for economy which existed, the size of the book had been reduced from 712 to 507 pages. A further reduction to 472 pages has been made in the present volume.

I have to thank the heads of Government Departments and the various experts who have supplied information, and in other ways assisted in the preparation of this book. I also wish to thank the members of my staff for their hearty co-operation and for the valuable assistance received from them, and in particular I desire to express my appreciation of the work performed by Mr. J. S. Macdermott, Assistant Government Statist, in supervising the preparation of the parts.

The figures and other material in each portion of the book have been carefully examined and checked. If, however, any errors be detected, I shall be pleased to receive information as to their nature and position.

A. M. LAUGHTON,  
Government Statist.

Office of the Government Statist,  
Melbourne, 4th June, 1932.

---

# VICTORIA

COMMONWEALTH OF AUSTRALIA

Showing WATER SUPPLY, AGRICULTURE, RAILWAYS AND OTHER FEATURES



VALUE OF PRIMARY PRODUCTION FOR SEASONS.

	1926-27.	1927-28.	1928-29.	1929-30.	1930-31.
Cultivation .. ..	£ 26,973,842	£ 19,805,028	£ 25,018,231	£ 18,685,316	£ 18,899,421
Dairying and Pastoral ..	26,193,742	29,569,741	32,486,160	26,299,395	21,167,317
Mining .. ..	1,888,242	1,958,278	1,794,141	1,853,246	1,512,009
Forests .. ..	1,888,799	1,800,400	1,715,800	1,794,314	1,808,922
Miscellaneous .. ..	5,847,588	5,690,713	5,438,922	5,389,493	4,490,228
Total Primary Products	62,484,213	58,821,160	66,451,034	53,911,964	46,215,897
Manufacturing Value added during process ..	51,005,430	51,565,291	51,062,027	49,403,185	37,877,866
Grand Total .. ..	113,489,643	110,386,451	117,513,061	103,315,149	84,193,763

NOTE.—The values of wool, butter, and products of cultivation in this Table are estimated on a metropolitan basis; whilst other values are based on value to the producer.

QUANTITIES AND METROPOLITAN VALUES OF PRINCIPAL PRIMARY PRODUCTS.

	1926-27.	1927-28.	1928-29.	1929-30.	1930-31.
Wheat .. bushels	46,886,020	26,169,814	46,816,533	25,412,587	53,814,369
Wool .. .. lb.	121,299,621	118,803,036	149,878,385	146,056,889	133,511,466
Butter .. .. lb.	81,995,815	84,276,812	93,728,516	96,639,652	110,006,619
	£ 7,369,036	£ 7,643,952	£ 8,068,263	£ 6,931,952	£ 6,615,318

VICTORIAN PROGRESS.

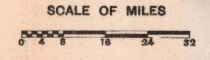
	1918-19.	1923-24.	1928-29.	1929-30.	1930-31.
Population .. No.	1,437,245	1,625,389	1,760,964	1,777,065	1,797,459
Holdings of Land (1 acre and upwards) in occupation .. No.	74,330	80,386	74,912	74,161	74,537
Area under cultivation acres ..	5,491,920	6,576,441	8,189,113	8,061,920	9,306,259
Area under wheat ..	2,214,490	2,454,117	3,715,904	3,566,135	4,400,200
Area under oats ..	342,867	520,654	347,021	630,234	371,024
Area under vineyards, orchards, and gardens ..	122,796	144,281	139,517	142,624	138,407
Stock—					
Horses .. No.	523,788	486,075	412,877	393,015	379,872
Dairy Cattle ..	872,979	728,149	615,992	619,416	669,132
Other Cattle ..	1,091,465	855,118	609,334	715,526	760,785
Sheep ..	15,773,902	11,059,761	16,498,222	17,427,203	16,477,993
Wool produced .. lb.	126,647,961	123,513,261	149,878,588	146,056,889	133,511,466
Butter produced .. lb.	66,540,493	86,888,123	93,728,516	96,639,652	110,006,619
Frozen meat exported overseas ..	£ 891,297	£ 707,179	£ 1,724,271	£ 1,672,523	£ 1,523,016
Railways open for traffic .. miles	4,197	4,442	4,709	4,723	4,727
Savings Bank Deposits ..	£ 37,722,923	£ 58,028,190	£ 72,706,991	£ 69,367,253	£ 63,242,527
Factories—Value of articles produced ..	£ 80,195,677	£ 113,921,927	£ 127,897,463	£ 122,511,099	£ 93,425,795
Yatic or Excess Property in Municipalities ..	£ 340,604,233	£ 499,967,961	£ 661,889,314	£ 680,649,613	£ 676,690,841

WATER SUPPLY SYSTEM (EXCLUDING METROPOLIS), 1930-31.

	acre feet	2,309,750 ac. ft.
Capacity of Storage Reservoirs—		
Existing Storages ..	1,801,520	
Storages in course of construction ..	1,908,230	
Area artificially supplied with water for domestic and ordinary use, and for watering stock ..	15,508,000 acres	
No. of Towns supplied (excluding Melbourne and Suburbs) ..	222	
Length of Channels ..	12,500 miles	
Irrigated Areas under—		
Cereals ..	69,694 acres	
Vineyards, Orchards, &c. ..	85,428	
Lucerne ..	136,502	
Other Fodder Crops ..	29,787	
Pastures ..	144,923	
Miscellaneous ..	13,786	
Total Advances by State for Works of Water Supply ..	463,098 acres	224,591,216

REFERENCE.

- NATURAL WATER RESOURCES .. shown thus
- IRRIGATION DISTRICTS ..
- RURAL DOMESTIC AND STOCK SUPPLY DISTRICTS—
- ADMINISTERED BY STATE RIVERS AND WATER SUPPLY COMMISSION ..
- ADMINISTERED BY WATERWORKS TRUSTS ..
- TOWN SUPPLIES—
- ADMINISTERED BY STATE RIVERS AND WATER SUPPLY COMMISSION ..
- ADMINISTERED BY WATERWORKS TRUSTS ..
- COUNTRY SEWERAGE SYSTEMS ..
- NAMES AND BOUNDARIES OF AGRICULTURAL DISTRICTS ..
- AVERAGE RAINFALL IN INCHES ..
- AREAS OVER 10 MILES FROM RAILWAYS ..
- WORKS THUS—
- STORAGES ..
- MAIN CHANNELS ..
- DISTRIBUTING CHANNELS ..
- WEIRS ..
- TANKS ..
- BORES ..
- RAILWAYS ..



Compiled at the Crown Lands Department, Melbourne, under the direction of the Hon. H. S. Bailey, M.L.A., Minister of Lands and Water Supply, using the latest information obtained from official sources.

Names of Counties and Boundaries shown thus ..

H.J. Green, Genl. Printer, Melb.